


DAXYS

PANNIER BAG DOUBLE (30L)



1. Please check whether you have all the inserts in the box.



2. These shockproof inserts give you extra protection.




3. Put all these insert pads into the inner layers of the bag.



4. Place the quick-release board on the rack.




5. After adjusting the position, tie the straps around.



6. You can cut off the excess straps.



7. Put the bag on and lock the knob by 90 degrees.



8. Fix the strap securely on the back of the bag to the rack.



9. Installation is complete.